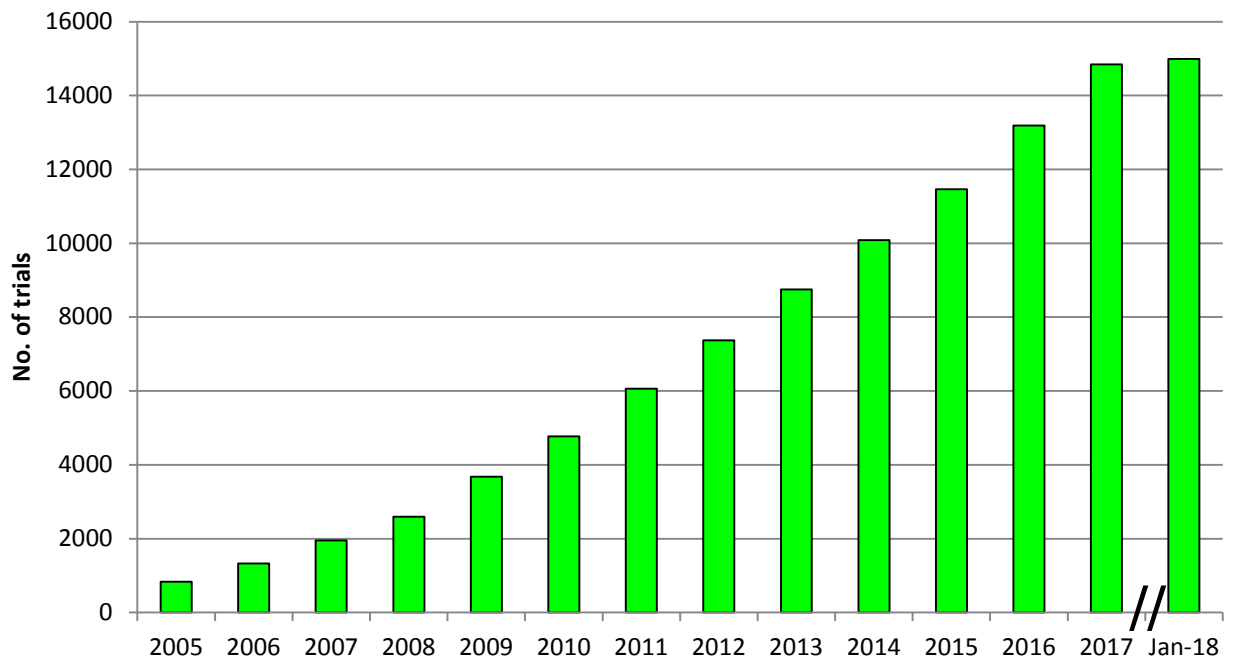




Statistics to the end of January 2018

Cumulative no. of ANZCTR registered trials



No. of ANZCTR Registered Trials in past 12 Months

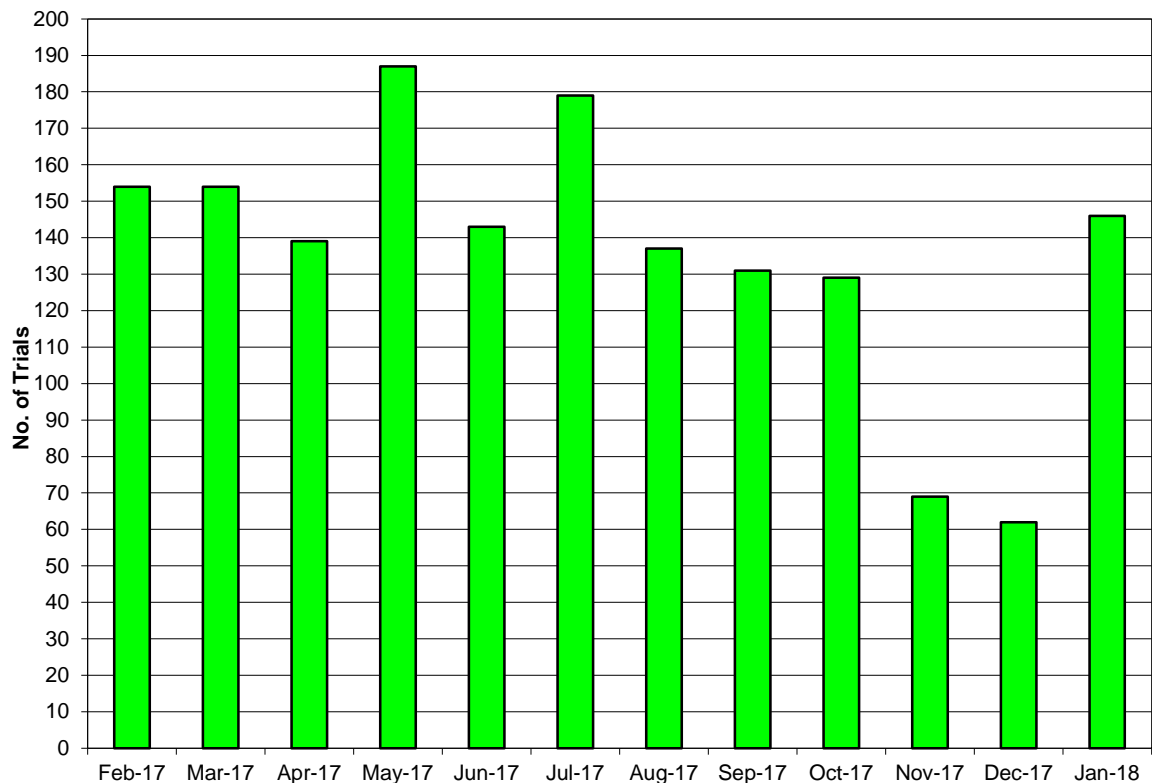


Table 1. Monthly and accumulated numbers of registered trials

Month	No. of Registered Trials per Month	Cumulative No. of Registered Trials
Before Jul-05	63	63
Jul-05	56	119
Aug-05	179	298
Sep-05	317	615
Oct-05	119	734
Nov-05	74	808
Dec-05	29	837
Jan-06	47	884
Feb-06	32	916
Mar-06	34	950
Apr-06	30	980
May-06	70	1050
Jun-06	46	1096
Jul-06	47	1143
Aug-06	47	1190
Sep-06	38	1228
Oct-06	36	1264
Nov-06	33	1297
Dec-06	30	1327
Jan-07	83	1410
Feb-07	44	1454
Mar-07	39	1493
Apr-07	38	1531
May-07	61	1592
Jun-07	61	1653
Jul-07	41	1694
Aug-07	56	1750
Sep-07	51	1801
Oct-07	58	1859
Nov-07	60	1919
Dec-07	35	1954
Jan-08	61	2015
Feb-08	54	2069
Mar-08	37	2106
Apr-08	71	2177
May-08	55	2232
Jun-08	32	2264
Jul-08	64	2328
Aug-08	62	2390
Sep-08	71	2461
Oct-08	42	2503
Nov-08	42	2545
Dec-08	50	2595
Jan-09	77	2672
Feb-09	57	2729
Mar-09	27	2756
Apr-09	58	2814

Month	No. of Registered Trials per Month	Cumulative No. of Registered Trials
May-09	170	2984
Jun-09	132	3116
Jul-09	129	3245
Aug-09	103	3348
Sep-09	94	3442
Oct-09	82	3524
Nov-09	99	3623
Dec-09	53	3676
Jan-10	90	3766
Feb-10	84	3850
Mar-10	88	3938
Apr-10	82	4020
May-10	89	4109
Jun-10	93	4202
Jul-10	94	4296
Aug-10	100	4396
Sep-10	95	4491
Oct-10	103	4594
Nov-10	128	4722
Dec-10	53	4775
Jan-11	105	4880
Feb-11	116	4996
Mar-11	120	5116
Apr-11	102	5218
May-11	111	5329
Jun-11	111	5440
Jul-11	137	5577
Aug-11	136	5713
Sep-11	98	5811
Oct-11	101	5912
Nov-11	92	6004
Dec-11	61	6065
Jan-12	136	6201
Feb-12	119	6320
Mar-12	116	6436
Apr-12	101	6537
May-12	116	6653
Jun-12	112	6765
Jul-12	102	6867
Aug-12	129	6996
Sep-12	111	7107
Oct-12	115	7222
Nov-12	102	7324
Dec-12	53	7377
Jan-13	118	7495
Feb-13	124	7619
Mar-13	100	7719
Apr-13	138	7857
May-13	143	8000
Jun-13	87	8087

Month	No. of Registered Trials per Month	Cumulative No. of Registered Trials
Jul-13	129	8216
Aug-13	126	8342
Sep-13	125	8467
Oct-13	105	8572
Nov-13	122	8694
Dec-13	61	8755
Jan-14	122	8877
Feb-14	97	8974
Mar-14	125	9098
Apr-14	103	9201
May-14	137	9338
Jun-14	105	9443
Jul-14	129	9572
Aug-14	113	9685
Sep-14	116	9801
Oct-14	112	9913
Nov-14	90	10003
Dec-14	85	10088
Jan-15	81	10169
Feb-15	113	10282
Mar-15	102	10384
Apr-15	108	10492
May-15	149	10641
Jun-15	118	10759
Jul-15	122	10881
Aug-15	104	10985
Sep-15	116	11101
Oct-15	141	11242
Nov-15	148	11390
Dec-15	71	11460
Jan-16	97	11557
Feb-16	172	11729
Mar-16	147	11876
Apr-16	142	12018
May-16	161	12179
Jun-16	141	12320
Jul-16	146	12466
Aug-16	199	12665
Sep-16	159	12824
Oct-16	140	12964
Nov-16	150	13114
Dec-16	78	13192
Jan-17	167	13358
Feb-17	154	13512
Mar-17	154	13666
Apr-17	139	13805
May-17	187	13992
Jun-17	143	14135
Jul-17	178	14313
Aug-17	137	14451

Month	No. of Registered Trials per Month	Cumulative No. of Registered Trials
Sep-17	131	14582
Oct-17	129	14711
Nov-17	69	14780
Dec-17	62	14842
Jan-18	146	14988

* Numbers may be retrospectively updated as trials transferred from our partner registries are backdated

Table 2. Average monthly numbers of registered trials per year

Year	No. Average Registered Trials per Month
2005	129
2006	41
2007	52
2008	54
2009	90
2010	92
2011	107
2012	109
2013	120
2014	111
2015	114
2016	144
2017	138
2018	146

Table 3. Numbers of Registered Trials per Condition Category

Condition Category	No. of Registered Trials
Alternative and Complementary Medicine	437
Anaesthesiology	1049
Blood	279
Cancer	1654
Cardiovascular	1403
Diet and Nutrition	1250
Ear	86
Eye	342
Infection	761
Inflammatory and Immune System	511
Injuries and Accidents	511
Human Genetics and Inherited Disorders	181
Mental Health	2055
Metabolic and Endocrine	1166
Musculoskeletal	1407
Neurological	1082
Oral and Gastrointestinal	782
Physical Medicine / Rehabilitation	1169
Public Health	1432
Renal and Urogenital	518
Reproductive Health and Childbirth	946
Respiratory	1090
Skin	317
Surgery	822
Stroke	333
Other	419
Total No. of Condition Categories across all Registered Trials	22002
Total No. of Registered Trials	14988

Note: One registered trial can specify up to three different condition categories. Therefore, the total number of registered trials with a coded condition category is different from the total number of registered trials.

Table 4. Numbers of Registered Trials per Intervention Code

Intervention Code	No. of Registered Trials
Not applicable	1396
Diagnosis / Prognosis	545
Early detection / Screening	511
Prevention	2121
Treatment: Drugs	3804
Treatment: Surgery	559
Treatment: Devices	1686
Treatment: Other	3649
Rehabilitation	1244
Lifestyle	1366
Behaviour	1799
Other interventions	701
Total No. of Intervention codes across all Registered Trials	19381
Total No. of Registered Trials	14988

Note: One registered trial can specify up to three different intervention codes. Therefore, the total number of registered trials with an intervention code listed is different to the total number of registered trials.

Table 5. Numbers of Registered Trials per Type of Funding Source

Type of Funding Source	No. of Registered Trials
Government funding body e.g. Australian Research Council	3579
Hospital	2158
University	3051
Commercial sector/Industry	2796
Charities/Societies/Foundations	2582
Other Collaborative groups	463
Self funded/Unfunded	1828
Other	531
Total No. of Registered Trials with coded Funding Source Type	16988
Total No. of Registered Trials	14988

Note: One registered trial can specify up to 20 Funding Sources. Therefore, the total number of registered trials with a coded Funding Source Type is different to the total number of registered trials.

Table 6. Numbers of Registered Trials per Type of Primary Sponsor

Type of Primary Sponsor	No. of Registered Trials
Government funding body e.g. Department of Health	781
Hospital	2606
University	4546
Commercial sector/Industry	1618
Charities/Societies/Foundations	572
Other Collaborative groups	447
Individual	3903
Other	502
Total No. of Registered Trials with Primary Sponsor Type	14975
Total No. of Registered Trials	14988

Note: One registered trial can only list one Primary Sponsor. Therefore, the total number of registered trials with a Primary Sponsor listed should be the same as the total number of registered trials.

Please note that there are 13 registered trials that are yet to be coded for their primary sponsors.

Table 7. Numbers of Registered Trials per Country of Recruitment

Country of Recruitment	No. of Registered Trials
Australia	10625
New Zealand	2286
Brazil	309
United Kingdom	226
United States of America	220
Egypt	197
Turkey	197
Italy	182
Spain	178
China	173
Canada	164
Germany	129
Poland	123
Taiwan, Province Of China	112
Malaysia	110
France	108
Hong Kong	98
Iran, Islamic Republic Of	97
Singapore	97
India	86
Netherlands	83
Sweden	76
Greece	75
Belgium	73
Switzerland	61
Korea, Republic Of	59
Thailand	59
Czech Republic	55
Pakistan	49
Saudi Arabia	49
Israel	44
Finland	41
Ireland	38
Mexico	38
Norway	35
South Africa	35
Portugal	34
Argentina	33
Austria	32
Denmark	32
Romania	30
Russian Federation	30
Viet Nam	30
Indonesia	29
Hungary	27
Japan	25
Bangladesh	24
Slovenia	21
Croatia	20
Jordan	19
Myanmar	18

Chile	17
Colombia	15
Serbia and Montenegro	15
Tunisia	14
Ukraine	13
Cambodia	11
Kenya	11
Nigeria	11
Papua New Guinea	11
Philippines	11
Tanzania, United Republic Of	11
Cuba	9
Lebanon	9
Lithuania	9
Bahrain	8
Bulgaria	8
Estonia	8
Korea, Democratic People's Republic Of	8
Peru	8
Uganda	8
Georgia	7
Nepal	7
Slovakia	7
Sri Lanka	7
Ethiopia	6
Latvia	6
Somalia	6
United Arab Emirates	6
Fiji	5
Solomon Islands	5
Iraq	4
Sudan	4
Timor-Leste	4
Vanuatu	4
Bosnia and Herzegovina	3
Comoros	3
Congo	3
Congo, The Democratic Republic Of The	3
Costa Rica	3
El Salvador	3
Ghana	3
Iceland	3
Luxembourg	3
Mauritania	3
Moldova, Republic Of	3
Qatar	3
Uruguay	3
Yemen	3
Afghanistan	2
Brunei Darussalam	2
Burundi	2
Gabon	2
Lao People's Democratic Republic	2
Mozambique	2

Swaziland	2
Uzbekistan	2
Zambia	2
Angola	1
Azerbaijan	1
Belarus	1
Benin	1
Botswana	1
Cameroon	1
Central African Republic	1
Chad	1
Ecuador	1
Equatorial Guinea	1
Gambia	1
Guyana	1
Jamaica	1
Kuwait	1
Liberia	1
Malawi	1
Mali	1
Mauritius	1
Monaco	1
Mongolia	1
Palestinian Territory, Occupied	1
Panama	1
Paraguay	1
Puerto Rico	1
Rwanda	1
San Marino	1
Sao Tome and Principe	1
Senegal	1
Togo	1
Tonga	1
Venezuela	1
Zimbabwe	1
Total No. of Recruitment Countries listed for all Registered Trials	17376
Total No. of Registered Trials	14988

Note: One registered trial can list up to 50 Countries of Recruitment. Therefore, the total number of registered trials with a listed Country of Recruitment is different to the total number of registered trials.

Countries of recruitment of trials registered on the ANZCTR (to the end of January 2018)

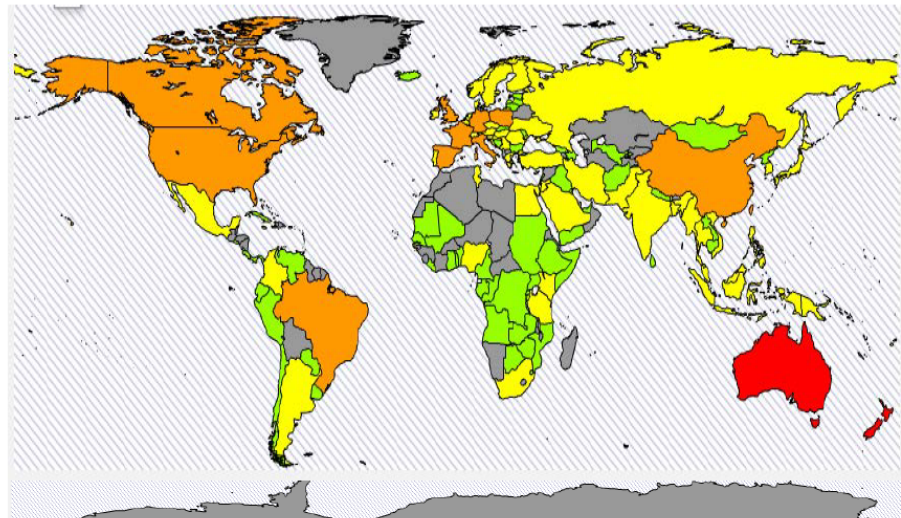
■ >1000 trials
(Australia, NZ)

■ 100-999 trials (Brazil,
UK, US, Egypt, Turkey,
Italy, Spain, China,
Canada, Germany,
Poland, Province of
China Taiwan, Malaysia ,
France)

■ 10-99 trials
(46 countries*)

■ <10 trials
(76 countries #)

■ 0 trials



* (in descending order): Hong Kong, Islamic Republic of Iran, Singapore, India, Netherlands, Sweden, Greece, Belgium, Switzerland, Republic of Korea, Thailand, Czech Republic, Pakistan, Saudi Arabia, Israel, Finland, Ireland, Mexico, Norway, South Africa, Portugal, Argentina, Austria, Denmark, Romania, Russian Federation, Vietnam, Indonesia, Hungary, Japan, Bangladesh, Slovenia, Croatia, Jordan, Myanmar, Chile, Colombia, Serbia and Montenegro, Tunisia, Ukraine, Cambodia, Kenya, Nigeria, Papua New Guinea, Philippines, United Republic of Tanzania

(in descending order): Cuba, Lebanon, Lithuania, Bahrain, Bulgaria, Estonia, Democratic People's Republic of Korea, Peru, Uganda, Georgia, Nepal, Slovakia, Sri Lanka, Ethiopia, Latvia, Somalia, United Arab Emirates, Fiji, Solomon Islands, Iraq, Sudan, Timor-Leste, Vanuatu, Bosnia and Herzegovina, Comoros, Congo, The Democratic Republic of The Congo, Costa Rica, El Salvador, Ghana, Iceland, Luxembourg, Mauritania, Republic of Moldova, Qatar, Uruguay, Yemen, Afghanistan, Brunei Darussalam, Burundi, Gabon, Lao People's Democratic Republic, Mozambique, Swaziland, Uzbekistan, Zambia, Angola, Azerbaijan, Belarus, Benin, Botswana, Cameroon, Central African Republic, Chad, Ecuador, Equatorial Guinea, Gambia, Guyana, Jamaica, Kuwait, Liberia, Malawi, Mali, Mauritius, Monaco, Mongolia, Occupied Palestinian Territory, Panama, Paraguay, Puerto Rico, Rwanda, San Marino, Sao Tome and Principe, Senegal, Togo, Tonga, Venezuela, Zimbabwe